



# Native Agri Update

No. 258 , November, 2006

www.indianag.on.ca

Published by  
INDIAN AGRICULTURAL PROGRAM OF ONTARIO

## *From The Manager's Desk*

By Doug Macpherson, General Manager

iapo-doug@on.aibn.com

### **Weaker Dollar May Return**

Many economists are predicting a lower Canadian dollar within the next twelve months. Some predict an 81-cent dollar compared to recent highs in excess of 88 cents. A lower dollar would prompt basis increases for 2007 crops. Sellers of grain and oilseeds will benefit but those who purchase grains will see their margins narrowed. Livestock producers may suffer.

### **Moulds and Vomitoxins Plague**

#### **Local Corn**

Corn prices in extreme Southwestern Ontario have taken a hit due to concern of mouldy corn. Basis levels have retreated to minus 20 cents per bushel as end users reject load after load of corn because of high vomitoxin readings. The industry needs time to adjust to the problem. Pork and poultry cannot tolerate feeds high in toxins.

### **Winter Wheat Acres Tumble**

Sloppy fields from too much rain have decimated winter wheat seeding this fall. It now appears that only 300,000 acres of winter wheat may be in the ground. Ontario farmers planted over one million acres one year ago. Most wheat has been planted into less than ideal conditions and is not looking good.

### **Yield Variability**

Early planted fields have paid dividends in 2006. Soybeans seeded early are yielding well above average. In most cases production drops rapidly as late-planted fields are harvested. Unfortunately, farmers are driven to "keep on truckin". The most difficult thing for a farmer to do is to park the planter and say enough is enough. Often the last 100 acres ends up costing you money. Maybe dry soil delayed the emergence or perhaps weather patterns were not conducive to making grain in September.

Good field-by-field records enable producers to make wise decisions on planting dates and when to park the planter. Farmers often use every reason known to justify a poor crop except the obvious one – planting date. Why spend thousands of dollars on a Cadillac production program that does not start on time. Think about it as you spend long hours on the combine seat this fall.

### **Ethanol Use About to Surge**

Ethanol content in gasoline will jump to 5% in January 2007 when new legislation kicks in. The current average ethanol use is 1.5%. With the new regulation, ethanol use in Ontario will rise to 850 million litres per year from a current 265 million. Already weak corn prices would be even weaker without this ethanol market.

## **Table of Contents**

From The Manager's Desk	
Page .....	1
Livestock Information	
Page .....	2
General Information	
Page .....	5
Calendar of Events	
Page .....	6
Crops Market Watch	
Page .....	7
First Nations 4-H	
Page .....	8

## **INDIAN AGRICULTURAL PROGRAM OF ONTARIO**

### **Western Office**

Box 83, Station Lambeth  
6453 Hamlyn Road  
London, ON N6P 1P9  
Phone: 519 652-2440  
Toll Free: 1-800-663-6912

### **Eastern Office**

Box 100  
220 North Street  
Stirling, ON K0K 3E0  
Phone: 613 395-5505  
Toll Free: 1-800-363-0329

## Good for Some, Not for Others

Calf prices in Western Canada have fallen 30 cents per pound over the last month. There has been some easing of Ontario beef prices as well. Western producers point to higher feed costs. Feedlots are backing away from purchasing calves. Wheat, corn and grain costs have increased substantially causing profit margins to tumble. While those of us in the grain-producing sector are thankful for better prices, some in the livestock sector are beginning to suffer. Agriculture is a challenging entity.

## CAIS Update

IAPO staff spoke with a CAIS program officer to inquire about the status of the CAIS Inventory Transition Initiative (CITI) Program and the recently announced Ontario Inventory Transition Payment (OITP). All CAIS applications for the 2003, 2004, 2005 years will be recalculated as inventories are revalued. We understand that each year will be handled separately. A review of all clients with 2003 applications will begin this fall with cheques to be mailed in early December. Clients that qualify for a payment will receive a Federal

CITI cheque followed shortly by a Provincial OITP payment. A letter explaining the calculation may not accompany the payment, but will follow soon afterwards. A copy of the letter/payment calculation will not likely be posted to a client's myCAIS website. As soon as an applicant's 2003 review is completed, 2004 will begin. The 2005 inventory adjustment recalculation is not expected to happen until early spring of 2007, as they want to make sure all regular 2005 applications have been handled. IAPO staff will contact CAIS for a further update in December.

# Livestock Information

By Mark Leahy, Farm Management Advisor

mark@indianag.on.ca

## IAPO BEEF CALF QUALITY ASSURANCE PROGRAM



### Program

Participants will have an opportunity to prepare their calves for sale by participating in the IAPO Beef Calf Quality Assurance Program. The program includes steps to be followed in order to be eligible for IAPO financial assistance. **Eligibility for assistance will be at the discretion of IAPO staff.**

### Details

Each participant is eligible for a consultative visit from a local veterinarian or veterinarian technician. This visit is in the fall of 2006 or early winter of 2007 depending on participant's marketing plan. **Visits will be funded through IAPO with some restrictions.** This includes call fee, time on the farm fee and veterinary products used.

To receive assistance, eligible participants must develop a marketing plan. This plan will identify the time and location of the sale of calves.


### To be eligible calves must be:

- raised by the applicant or owned for at least 60 days before treatment
- castrated
- dehorned
- weaned
- started on hay and grain
- drinking out of a trough, waterbowl etc.
- tagged with a CCIA tag
- properly vaccinated with a 4-Way vaccine plus Hemophilus Somnus, Pasturella and clostridials

### To be eligible participants must:

- contact IAPO to register for this program
- indicate the name of participating veterinarian
- prepare calves to be eligible
- select a stocker sale approved by IAPO
- complete and forward Info-Link cards to the sale with the calves

**Vet Visit :** Call fee, time on farm to perform listed requirements i.e. castration, dehorning etc and vaccine cost will be covered by IAPO.



## Ontario Cattlemen's Association

*Committed to Cattlemen*

All cattle are off from last month. Rail grades are off \$3 and fed steers are down \$2, heifers \$4.

Cull cows have fallen \$7, bulls \$12.

Stocker steers in the 5, 6 and 7 weights are down by \$1. Stocker heifers are a different story. They have fallen \$6 since last month.

Climbing grain prices have changed the margins for feedlot operators. This is having some impact on finished cattle prices. As a result stocker buyers are paying less for calves. Cull cow and bull prices are following the usual fall downward trend with increased numbers coming off pasture to market.



### Develop a herd health plan.

Producers generally are surprised to learn that by working closely with a herd-health veterinarian, less money tends to be spent on vaccine and medication than if no veterinarian were involved. How can this be?

In herds where the veterinarian is progressive and up to date, only vaccines and medications that are necessary and effective are used.

Even proper use of vaccines doesn't allow you to ignore the principles described above. Your herd health veterinarian has the same goals that you do with regard to animal health. If you have healthy animals, you are more likely to be profitable and stay in the beef business.

All prices are on a hundred pound basis (cwt).

Category	Price Range	Ave. Price	Top Price
Rail Steers	151-154		
Fed steers	86 – 93	89	101
Fed heifers	81 – 91	88	95
Cows	21 – 35	28	74
Bulls	33– 47	40	97
Stocker steers			
600 – 699	104 – 127	119	135
500 – 599	111 – 139	127	151
Stocker heifers			
600 – 699	95 – 115	107	122
500 - 599	100 – 124	114	138

## Stocker Sales

Sale	Location	Phone
Ontario Stockyards	Cookstown	705-458-4000
OLEX	Waterloo	1 800-265-8818
Keady Livestock Market	Tara	519-934-2339
Brussels Livestock	Brussels	519-887-6461
D.H. Hickson Ltd.	Hoards Station	705-653-3660
Kawartha Lakes	Woodville	705-439-4444
Embrun/Leo's	Greely	613-821-2634
Vankleek Hill	Vankleek Hill	613-678-3008
Cargill Auction	Cargill	519-366-2214
Hagersville Auction	Hagersville	905-768-5601

## Hay Feeding Methods Effect on Hay Wastage

Fall is hay feeding time. It appears there is more hay around this fall than some years. However it doesn't pay to waste. By spring we are often short! Recent research at Michigan State University studied four hay feeder design types: cone, ring, trailer or cradle. All feeder types allowed about 14.5 inches for each animal. **Dry matter hay waste was 3.5%, 6.1%, 11.4% and 14.6% for the cone, ring, trailer and cradle feeders, respectively.** In other words, there was about one-fourth as much hay wasted from the cone feeder as there was from the cradle feeder. Also the traditional ring feeder resulted in less than half as much hay wastage as was found from the cradle feeder.

There were differences in the behavior of cows at the feeders that may be involved with the differences in wastage. Cows eating from the cradle feeder had about 3 times as much butting and displacement behavior as other feeder types and four times as many entrances compared to cows feeding at the other type of feeders. The researchers determined that slanted bar designs encourage animals to keep their head in the feeder for longer periods while eating.

## Feeding Options

Suggestions adopted from article by Christoph Wand, Beef Nutritionist, OMAFRA

**Afternoon and Evening Feeding** - No one seems to fully understand it, but the timing of cow feeding can influence the time of calving. Many producers have successfully used feeding in late afternoon and evening to push calving from nighttime to daytime. Using this strategy can reduce overnight (human) labour needs on the farm. To make this work you should start p.m. feeding about 4-6 weeks before calving to get the cows adjusted to the new routine. IAPO clients have used this method with success.

**Alternate Day Feeding** - There has been a reasonable amount of research and enough farm experience to recommend alternate day feeding as a means to use feeds of differing qualities. When it is not possible to mix hays, feed just one type of hay on a given day, with the

other the next day. As an alternative, you could offer the same feed type for two days in a row (but not for more than two days.) The poorest strategy would be to put some bales of each type out each day! This is because of the dominance order in the herd ... bossy cows will get all of the best feed and grow fat, while submissive cows will get only poor feed and suffer because of it.

**Reduce Cow Frame Size** - The number one predictor of intake across cattle types is size and weight. The point is, the bigger the cow, the bigger her feed bill. Consider better use of terminal sires on smaller (not small) cows to keep calf yields up while keeping winter cow feeding costs down. **This is a long term solution. Keep it in mind when keeping back heifers this fall for herd replacements.**

### Controlling Disease

Here are tips from a number of sources **Don't buy it.** This is a common way to introduce a new disease to the herd. Be careful where you purchase replace-


ments. Quarantine all new animal purchases for 30-60 days

It appears the traditional ring feeder used by many beef producers has an acceptable amount of waste. Some feel waste is useful because it leaves bedding behind when the ring is moved. A trailer feeder appears to be more wasteful than the ring feeder, however in some situations it saves on labour



*Cradle Feeder*

### Ring Feeder



and may reduce wear and tear on the loader moving bales from storage to a stationary feeder.

**Don't add new animals at calving time.** Buying cow-calf pairs during your calving season is a high-risk proposition that could easily introduce a new disease to your herd. If you must buy animals during calving, quarantine.

**Spread them out during calving.** If the herd is packed into a small area there is a greater chance to pass disease from one to another. Find a larger field to reduce exposure.

A scouring calf produces billions of disease organisms. If there are 40 pairs on five acres, it's almost a guarantee that more calves will be exposed and develop scours. Forty cows calving on 20 acres reduces the chances of calf scours developing in the herd.

**Good feed.** Herds with constant problems of disease, a nutritional deficiency could easily be responsible. This deficiency could be in any nutrient — protein, energy, vitamins, minerals or even water.

# General Information

By Jim F. Hunter, Business Support Officer

iapo-jim@on.aibn.com

## Agricultural Business Award and Trade Show

For the fourth year, the Two Rivers Community Development Centre (TRCDC) presented its Small Business Awards at a recent Six Nations Annual Event. I was pleased to be part of this event that recognized the achievement of IAPO clients at Six Nations of the Grand River and New Credit. Find below the background information announcing the winner for the **Agricultural Business Award** as chosen by the selection committee.

**The award is for a business operating in the agricultural sector in one or more of the following areas:**

- Animal husbandry
- Organic or traditional crops
- Market crops
- Involved in product development derived from agricultural activities

The award for Agricultural Business was presented jointly to the First Nations AgriGroup (FNA) and the Six Nations Farmers Partnership (SNFP). The Presentation was made to the founding FNA Chairman, Barry Hill and the present FNA & SNFP Chairman, Ralph Sowden.

Congratulations to both the Board of Directors and membership. Native Farmers have successfully worked together to share equipment, to market production and to act as an advocate for the Agriculture industry on the Reserves. It has been my pleasure to serve as Secretary-Treasurer of both organizations during the past 6 years, seeing them work and meet together to achieve some common goals.

As part of the TRCDC "Celebrating Business Success" event, a business show is held. This is one way for the general public, native and non-native, to see the different types of businesses in the Community. Each year we man a table-top display that high lights the activities of the farmers at Six Nations and New Credit. It is a great public relations opportunity to explain some of our cropping practices and promote our products i.e. Native Beef, Indian White Corn, and Soyfood.

## ENVIRONMENTAL FARM PLAN (EFP)

### Limits Increased

The Canada-Ontario Farm Stewardship Program (COFSP) has been adjusted so that a farm business may now be eligible for a contribution of up to \$50,000 to the implementation of beneficial management practices. Government partners in response to producer requests raised the previous program cap of \$30,000 to \$50,000. Those producers who reached the earlier cap will be able to submit applications for additional projects to conserve and enhance soil, water, and air and wildlife habitat resources on their farms. Remember all other category and program-funding caps within the program remained unchanged. From a practical point of view, this means that if you reach the category maximum with your original project this enhancement will not allow you to get a greater percentage grant for that particular project but rather it will allow you to participate in other projects in other categories.

I know that Mark Leahy, IAPO Farm Management Advisor, has been hosting EFP workshops in his territory but the up take on the program has been slow in the southern region.

### November 6th Comments

#### from Kevin Van Netten—South Coast Agronomy

"Soybean yields are definitely above average with most fields coming in at 42-50 bushels per acre. I have seen more 50-bushel yields this year than I have ever seen before. Now for the problem. Field conditions are horrible. I am going around taking pictures of ruts in fields and total devastation of the clay. Any headway we have made the past few years improving soil structure and minimizing compaction have totally disappeared. Even the sand has been ruined by combines. As the week progressed the tires were sinking less. Spring no till fields are holding up better as the week went on however any conventionally tilled ground is still very wet. In most cases these fields should have fall tillage on them. Either chisel plows, soil savers, or moldboard plows should be used to eliminate options come spring. Winter will have some affect on these fields and yes maybe even move some soil to the bottom of the rut, however you have a problem and next year your crop will suffer! If you would like to assess the damage together and discuss your options that will be great. Do not fool yourself. This issue needs to be looked after right away and it will not go away."

## Huge Increases In Corn Acreage for 2007 needed

U.S. farmers are expected to increase substantially their corn acreage in 2007. The expanding biofuels industry and high export demand adds up to what could be the largest U.S. corn acreage in several generations, said Chris Hurt, Purdue University Ag economist.

"There's no question at this point that we're going to need a massive increase in corn acreage for 2007," Hurt said. "That increase is driven primarily by ethanol, but we also have very strong export demand."

"In terms of acreage, I've been suggesting that we may have to push acreage up to 88 million to 89 million acres of corn. That would be a 10-million-acre increase from 2006 and would put us at the highest acreage planted to corn in the United States since 1946, says Hurt. "We'd be looking at a 60-year phenomenon."

## Farmers May Choose Corn And Wheat In 2007

Changes in relative prices have caused corn and wheat to project higher relative returns in 2007 compared to soybeans, according to a recent University of Illinois Extension study. "Some farms may wish to consider switching acreage away from soybeans and more into corn," says Gary Schnitkey,

University of Illinois Extension farm financial management specialist who prepared the study, "2007 Crop Budgets Indicate Higher Returns for Corn and Wheat," with Extension colleague Dale Lattz.

## FROM: FOODLAND ONTARIO

### FRESH CONNECTION – Harvest 2006

#### Ontario Apple Report

Ontario Apples are in good supply this fall, although overall the crop size is down somewhat from 2005 due to some early season frost. The summer has been excellent, however, with good amounts of warmth and rain. Overall, you will find Ontario Apples slightly larger in size so we're seeing more loose apples in stores. The quality is very good and the *eating is great*, as they say. Watch for more Ontario Honeycrisps this season; that's a newer, larger apple that tastes just like it sounds. The Red Apples - Macs, Empires, Red Delicious, Idareds and more - are all looking great this year, as are the other Ontario varieties. Keep your eyes peeled for a new variety called "Ontario Ambrosia". It's a pinkish, light coloured apple with a soft reddish-yellow "cheek" that tastes a little peachy - they're terrific!

# Calendar of Events

November 15	2007 winter wheat production insurance premiums due
November 20	Last day to insure 2007 winter barley and report acres planted
November 28-29	Forage Focus 2006 28th in Winchester, 29th in Shakespeare
December 1	IFAO Farm Business Management Day 9:00am-4:15pm, Holiday Inn, Guelph
December 5	Frost Seeded Spring Wheat 7-10 pm, Wellandport Hall, Wellandport
December 15	Last day to report corn, soybean, white bean and coloured bean yields to Agricorn. Unharvested acres, as of Dec 15, need to be reported to Agricorn
January 3,4	Southwest Ag Conference Ridgetown College
January 20	Farm Smart, University of Guelph



## Chipper Chirps

Success and failure. We think of them as opposites, but they're really not. They're companions - the hero and the sidekick.

~Laurence Shames

# Crops Market Watch

By Peter Hensel

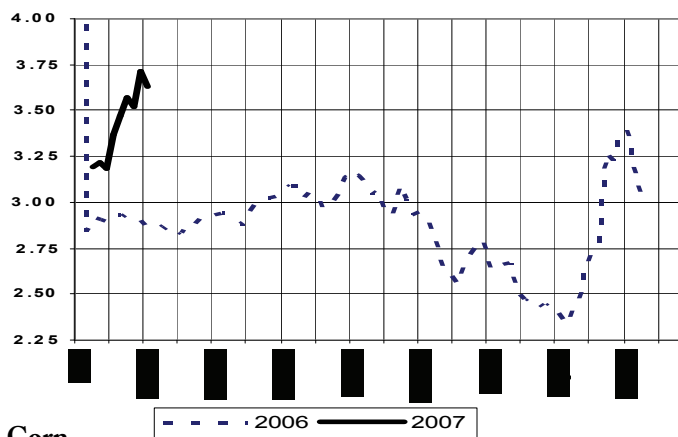
The USDA Supply and Demand Report, as expected, showed a lower corn carry out at 935 million bushels down from 996 million last month. Soybeans carry out was higher at 571 million bushels, up from 565 million bushels, which was also expected. Wheat stayed the same at 418 million bushels, which was also expected.

The World Supply and Demand Report, as expected showed only minor higher carry outs for corn and soybeans and slightly lower carry out for wheat.

Why then did corn drop almost 8 cents, soybeans almost 9 cents and wheat 17 cents ?

As much as we would like to see the market rise very quickly, we also have to realize that nothing goes up or down forever especially at a fast rate.

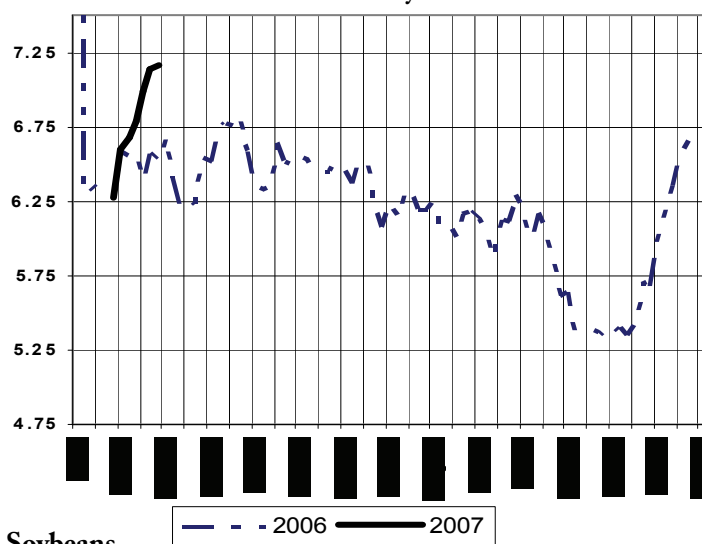
### 2006 and 2007 Corn Prices



Corn

Chicago December corn closed on September 15 at 2.4175 and on November 8 at 3.5775. That is an increase of \$1.16 in just 2 months. The local price has gone from \$2.32 to \$3.48 per bushel and could have been even greater as the Canadian dollar is lower, but toxin levels of corn has negatively affected basis. Chicago December 2007 corn has gone from a close of 2.84 on September 15 to a close of 3.5925 on November 8, which is up .75 cents. The local forward contract board posted price has gone from \$2.37 to \$3.77 per bushel, up \$1.40 per bushel as the basis went from -5 cents to +18 cents. We should have a few days of market price adjustment before the market levels out. Don't forget the Chicago nearby month futures have only been higher than 3.50 in 6 crop years out of the last 34 years.

### 2006 and 2007 Soybean Prices



Soybeans

Chicago January soybeans on September 15 closed at 5.625 and on November 8 closed at 6.78, an increase of \$1.155 in just two months. The local price has gone from \$5.63 to \$6.89 per bushel an increase of \$1.25 per bushel. Chicago November 2007 soybeans have gone from a September close of 6.115 to a November 8 close of 7.075, an increase of \$.96 in just two months. The local forward contract price has gone from \$5.32 to \$7.27 per bushel during that same time period due partially to a basis increase from -18 cents to +19 cents. Soybeans are strong due to the need to maintain acreage in 2007 or carry outs will quickly disappear especially if a below average crop happened in 2007.

Wheat

Chicago December wheat on September 15 closed at 3.925 and on November 8 closed at 5.04, an increase of \$1.115 in just two months. The nearby Chicago future month has only been \$5.00 or higher in 3 years since 1972. The local price for SWW has gone from \$3.57 to \$4.89 an increase of \$1.32 per bushel, again partly to a basis increase from -35 cents to -15 cents. For the 2007 crop wheat, the September Chicago close of 4.33 on September 15 increased to 4.82 on November 8, an increase of \$.49. The local forward contract price for the 2007 crop SWW has gone from \$4.12 to \$4.92 an increase of \$.80 again partially due to a basis increase.

Another indication of a market correction was that in each of the commodities the market gapped up on Wednesday, just before the S&D Report, which after a long steep upward trend indicated a possible exhaustion gap. The down market on Thursday after the report quickly filled that gap in all commodities in all months, which should help to consolidate markets and start them back up.

# First Nations 4-H

By: Marnie Kloppenburg,  
Coordinator & First Nations 4-H Contact  
First Nations Agri-Food Youth Program

Celebrate "National Child  
Day...November 20<sup>th</sup>



"This is the day when people  
across the country take time each year to  
celebrate Canada's most precious resource  
— our children.

It's a day to remember that children need  
love and respect to grow to their full  
potential. It's a day to marvel at their  
uniqueness and all they have to offer. It's a  
day to celebrate the family and think about  
how adults affect the development of  
children close to them."

*Taken from the Canadian Child Care Federation*

*National Child Day* was proclaimed by the Government of Canada in 1993 to commemorate the adoption of the United Nations Declaration on the Rights of the Child in 1959 and the UN adoption of the Convention of the Rights of the Child in 1989.

There is Mother's Day and Father's Day and even Grandparents Day. Some of us as parents might joke that every day is Children's Day. However, "*National Child Day* is not about kids having more power than their parents. It is not about kids becoming more self-centred and making more demands. It is about everyone having rights."

Adapted from "Be the Change You Wish To See" by Elaine Lowe, Cdn. Child Care Federation

*The Convention on the Rights of the Child is based on four principles:*

- ✓ *That the best interests of the child should be the first consideration for actions that affect him or her;*
- ✓ *That all children have the right to life, survival and development;*
- ✓ *That all children have the right to participate;*
- ✓ *That all rights belong to all children without discrimination or exception.*

So what can we do to celebrate this event?


Here are some suggestions:

- ∞ Explore ways to make your neighbourhood a safer place for children.
- ∞ Ask a child for advice
- ∞ Think of starting a local Children's Club
- ∞ Brainstorm ways to involve young people in decision making in your community

---

---

**Curve Lake First Nation  
4-H Animal Friends Club  
attends the "Royal Agricultural Winter Fair"!**



*Lilly Williams from the Curve Lake 4-H Animal Friends Club receives her gold seal and certificate from 4-H Ontario for completing her first 4-H Club!*

Gwen Oliver and Alisa Pierson are 4-H Leaders at Curve Lake First Nation. They had lots of fun with the Animal Friends 4-H Club. The nine 4-H Members learned about the costs and responsibilities of owning a pet, visited a local Veterinarian's Office and saw the SuperDogs Show at the Royal Agricultural Winter Fair on Saturday, Nov. 4th. They will be starting a 4-H Project called "Home for the Holidays" on Nov. 29<sup>th</sup>. They hope to make Holiday Crafts, attend a local bazaar and offer homemade gifts or treats to a local community group.

If you would like to find out how to help your children in your community start a local 4-H Club, email or call Marnie @ 1-800-663-6912 or [japo-marnie@on.aibn.com](mailto:japo-marnie@on.aibn.com) Check out our new website @ [www.firstnations4-h.ca](http://www.firstnations4-h.ca)